



**PROFESSIONAL BENCH DRILL**

- Quick-lock chuck comes as standard
- Variable speed from 440 to 2580 rpm to suit wood, metal & plastic
- Chuck capacity 1.5 – 13 mm
- Sturdy cast iron construction
- Excellent, value for money bench mounted workshop tool
- Powerful 550 W motor
- Digital speed display



Digital speed display

Quick-lock chuck comes as standard

Laser

Cast iron construction

870 mm

**SPECIFICATIONS**

Dimensions L x W x H	340 x 500 x 870 mm
Table size	190 x 190 mm
Table tilt	45° – 0 – 45°
Speed range	440 – 2580 rpm
Chuck capacity / type	1.5 – 13 mm / quick-lock chuck
Max. chuck to table	350 mm
Max. chuck to base	465 mm
Motor	230 – 240 V~
Input	550 W

**LOGISTICAL DATA**

Weight net / gross	27 / 29 kg
Packaging dimensions	710 x 480 x 280 mm
Article number	5906820901
Barcode	4046664091417
20 Container	252 pcs
40 Container	504 pcs
40 HQ Container	584 pcs



**EXAMPLES OF USE**  
SUITABLE FOR PRECISE DRILLING IN

Wood



Steel



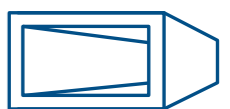
Metal



Aluminium



Plastic



**UNIVERSAL AND VERSATILE USE**



**PRODUCT DETAILS**

Digital display



Precision laser



Variable speed  
440 – 2580 rpm



Belt drive



Drilling table can be adjusted from +45° to -45°



Chuck capacity  
1,5 – 13 mm



Heavy weight ensures sturdy positioning



Powerful motor



Rapid, tool-free drill bit replacement thanks to quick-release chuck

DP19Vario



herkömmliche Hersteller



The drilling depth can be specified precisely using a scale so it can be reproduced.

